

Product Description

Model YZ101B is a Type Y or Z pressurization unit designed to protect electrical equipment in Class II Hazardous Areas. When connected to a supply of protective gas, the Model YZ101B will supply, regulate and monitor the protective gas supply to a protected electrical enclosure. Type Z applications reduce the hazardous area rating inside the enclosure from Division 2 / Zone 2 to Unclassified. This allows general purpose equipment to operate in Division 2 / Zone 2 areas. Type Y applications reduce the hazardous area rating inside the enclosure from Division 1 / Zone 1 to Division 2 / Zone 2. This allows Division 2 / Zone 2 equipment to operate in Division 1 / Zone 1 Hazardous Areas.

Unit Operation

Prior to Start-Up: Ensure Protected Enclosure Power is OFF, Enclosure Pressure Control Regulator is closed, Protective Gas Supply is ON and alarm system is activated (if utilized). If utilized, test Purge Vent for proper operation. **Start-Up:** Remove all dust from protected enclosure. Close and seal Protected Enclosure. Open Enclosure Pressure Control Regulator until a "Safe" reading is shown on the Enclosure Pressure Gauge. Energize protected enclosure equipment. Loss of "Safe" pressure requires immediate attention. Protected enclosure power should be de-energized if "Safe" pressure cannot be restored within a reasonable amount of time.

Unit Specifications

Class II Maximum Enclosure Volume:	50 cubic feet
Universal Unit Weight:	5 lbs.
Vertical & Horizontal Unit Weights:	9.0 & 9.5 lbs.
Operating Temp. Range:	-20° F - 120° F
Protective Gas Supply:	* Air or Inert Gas
Supply Pressure w/ RR-6 Regulator:	5 psi maximum
Supply Pressure w/ PV-3 Vent:	80 - 125 psi maximum
Unit Supply Connection:	3/8" tube fitting
Enclosure Supply:	3/8" tube fitting
Enclosure Reference:	1/4" tube fitting
Safe Enclosure Pressure:	0.25" w.c.
Safe Pressure Flow Rate:	** 0.1 - 3.5 SCFH per cubic foot
Switch Set Point on Decrease:	0.15" w.c. ± 0.02"
Pressure Switch Conduit Port:	1/2" FPT
Pressure Switch Contact Ratings:	See EPSK Bulletin

- * Air must contain no more than trace amounts of flammable vapors.
- ** Enclosure integrity determines safe pressure flow rate.

Recommended Accessories

Redundant safety devices are necessary to protect the enclosure from excessive pressure of the protective gas supply in accordance with the requirements of NFPA 496, EN 50016 and IEC 60079-02.

Best Purging Systems Corporation therefore strongly recommends a Model RR-6 Redundant Regulator installed upstream of this unit's enclosure pressure control regulator. As an alternative, a Model PV-3 Spark Arresting Purge Vent may be installed on the protected enclosure or the last enclosure of a pressurized enclosure array to relieve excessive pressure created by other sources.



Model YZ101B Type Y & Z Pressurization Unit


Class II Applications
Up to 50 Cubic Feet

Technical Bulletin YZ101B TB-R0

© 07.23.2018



Universal Mount Unit
less Pressure Switch for
any side or panel mounting



Vertical Mount Unit
with Pressure Switch for
left or right side mounting



Horizontal Mount Unit
with Pressure Switch for
top or bottom side mounting



Best Purging Systems
Enclosure Purging & Pressurization Solutions

4725 Lawndale • La Marque, Texas 77568


Phone: 1.844.PURGE IT • 1.844.787.4348
www.purgeit.com • sales@purgeit.com

Rear Views



Horizontal Mount Unit with Pressure Switch

Enclosure Pressure Reference Connection
Enclosure Pressure Gauge
Atmospheric Reference



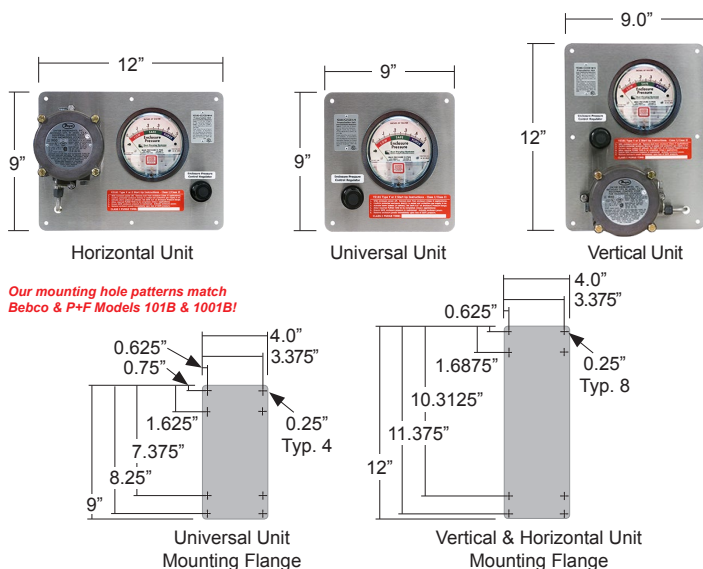
Universal Mount Unit less Pressure Switch

Unit Supply Connection
Enclosure Pressure Control Regulator
Enclosure Supply Connection



Vertical Mount Unit with Pressure Switch

Unit & Mounting Flange Dimensions



Our mounting hole patterns match Babco & P+F Models 101B & 1001B!

Model Number Matrix

Typical Model Number:

YZ 101B-CII-L-U-*

Unit Type

Y - Division 1 / Zone 1 to Division 2 / Zone 2
Z - Division 2 / Zone 2 to Unclassified

Unit Series

101B - Pressurization Unit

Area Classification

CII - Class II Areas

Pressure Switch Option

L - Less Switch
W - Class II, Group E, F & G Switch

Mounting Configuration

U - Universal V - Vertical H - Horizontal

Special Option (omit if not applicable)

Please contact a Sales Associate for specifications and factory integration of Model PMGK Panel Mount Gasket Kits for Universal Mounting Configurations

Material Specifications

Unit Mounting Plate & Flange: 304 Stainless Steel
Tube Fitting Bodies & Ferrules: 316 Stainless Steel
Tube Fitting Compression Nut Coating: Molybdenum Disulfide
Enclosure Pressure Gauge Lens: Acrylic w/ Neoprene O-Ring
Enclosure Pressure Gauge Body: Cast Aluminum w/ Epoxy Finish
Fastener Kit Sealing Screws: 316 Stainless Steel w/ Neoprene O-Ring
Fastener Kit Sealing Washers: 18-8 Stainless Steel w/ Neoprene Washer
Fastener Kit Locking Nuts: 316 Stainless Steel w/ Nylon Insert

Atmospheric Reference: 316 Stainless Steel Body & 304 SS Element
Indelible Unit Nameplates: 3M Lexan™ w/ 3M VSB™ Adhesive
Pressure Control Regulator Head & Knob: Acetal Polymer Plastic
Pressure Control Regulator Body: Zinc w Buna N Elastomers
Pressure Switch Body: Cast Aluminum w/ Epoxy Finish
Pressure Switch Body Bolts: Zinc Plated Steel
Pressure Switch Contacts: Mica Silver
Enclosure Pressure Gauge & Switch Diaphragms: Fluorosilicone

Unit & Protected Enclosure Accessory Bulletin Hyperlinks



Model PV Spark Arresting Pressure Vents
Prevents excessive enclosure pressure upon unit regulator failure



Model RR Redundant Supply Pressure Regulators
Prevents excessive enclosure pressure upon unit regulator failure



Model BCK Unit & Bulkhead Connection Kits
Connects the unit and multiple protected enclosures of an array



Model RAB & RAH Remote Alarm Beacons & Horns
Signals loss of protected enclosure safe pressure



Model EPSK Enclosure Pressure Switch Kits
Complements universal mount units to activate audible or visual alarms



Model EPWN & ETWN Pressure & Temperature Warning Nameplates
Provides NFPA required markings for protected enclosure doors and covers



Model PMGK Panel Mount Gasket Kits
Converts universal mount units for panel mounting in protected enclosures

One (1) Model EPWN Enclosure Warning Nameplate & One (1) Unit Flange or Panel Mount Fastener Kit furnished with all Units. All specifications subject to change without notice. Warranty & Liability policies available upon request.