

**Pressure Loss Alarm Switch
Accessory for ALL Universal Mount
Purging & Pressurization Systems**

Description

Model EPSK Explosion Proof Enclosure Pressure Switch Kits are accessories that provide a pressure loss alarm contact. They are intended to mount in a vertical stand-alone position to complement all universal mount Type Y and Z purging and pressurization systems, and are offered in a full range of area classification ratings to satisfy any Hazardous Location.

Applications

When utilized in conjunction with one or more of our Model RAB Remote Alarm Beacon or Model RAH Remote Alarm Horn devices, or any pre-existing or common alarm device or system, these Enclosure Pressure Switch Kits can be utilized to activate the alarm devices or system to gain the attention of operators and maintenance personnel upon the loss of safe pressure in a protected enclosure.

Provisions

Model EPSK Enclosure Pressure Switch Kits include a rated pressure switch to meet your particular area classification, and a combination of one or two atmospheric reference vents, a male 1/4" tubing connector a flush or female pipe bulkhead connector and a set of 1/4" fasteners to attach the switch securely, whether mounted inside or exterior to a protected enclosure.

Installation

Model EPSK Enclosure Pressure Switch Kit must be installed in a vertical position on a secure surface. The high port of the switch must reference the protected enclosure atmosphere or the last enclosure of an array, while the low port must reference external atmosphere. All Switches feature a 1/2" FPT female pipe thread port for the connection of suitable conduit to an alarm device.

Calibration & Operation

Calibration of the .07" to .15" W.C. set point is accomplished by adjusting a set screw on the side of the Switches, and there is an inherent delay to switch action created by the restriction of air flow through the Switch's flame arresting pressure ports.

The CD Configuration Switch features a Form C contact that is activated mechanically by the switch diaphragm. Switch Configurations B24, B120 & B240 each require a power source to energize their Form C contacts. - see image on Page 2



**Model EPSK
Configurations CD,
B24, B120 & B240**

**Explosion Proof
Enclosure Pressure Switch Kits**

Technical Bulletin EPSK TB-R0

© 07.10.2018



Certifications Vary
please contact us for
more information



**Exterior Switch
Location Hardware**

**Interior Switch
Location Hardware**

**Both hardware kits include all essential fittings
and fasteners to complete switch installation,
less electrical conduit fittings**




Best Purging Systems
Enclosure Purging & Pressurization Solutions

4725 Lawndale • La Marque, Texas 77568

Phone: 409.316.4920 • Fax: 409.935.5819
www.purgeit.com • 1.844 PURGE IT

Electrical Wiring & Connections

Configuration CD

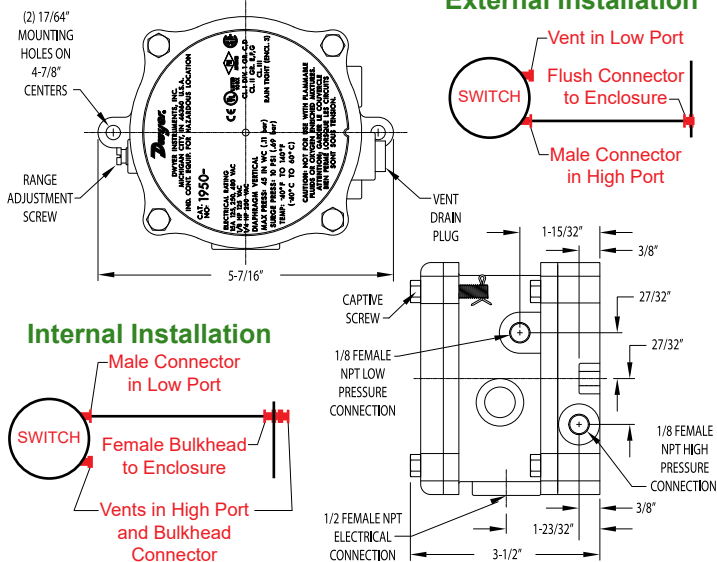


Configurations B24, B120 & B240

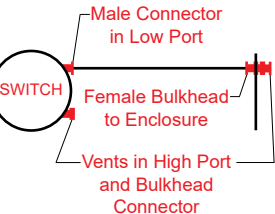


Dimensions & Installaton Options

External Installation



Internal Installation



IMPORTANT WIRING & INSTALLATION NOTES

Configuration CD features a Form C Dry Contact that is operated mechanically. Configurations B24, B120 & B240 require power to operate. Atmospheric Reference Vent must not be subjected to rain, hose-down or excessive dust. If mounted externally, it may be essential to orient switch vent drain plug downward, to prevent internal condensation accumulation.

Specifications subject to change without notice, warranty & liability statements available upon request.

Model Number Matrix

Model # **EPSK - CD - E**

Model Prefix _____

EPSK - Enclosure Pressure Switch Kit

Configurations _____

CD - Model 1950-00-2F Pressure Switch

Rating: Class I, Division 1, Groups C & D
Class II, Groups E, F & G

Switch: Form C Dry Contact

B24 - Model 1950G-00-B-24-NA Pressure Switch

Rating: Class I, Division 1, Groups A, B, C & D
Switch: 24 VDC Powered Form C Dry Contact

B120 - Model 1950G-00-B-120-NA Pressure Switch

Rating: Class I, Division 1, Groups A, B, C & D
Switch: 120 VAC Powered Form C Dry Contact

B240 - Model 1950G-00-B-240-NA Pressure Switch

Rating: Class I, Division 1, Groups A, B, C & D
Switch: 240 VAC Powered Form C Dry Contact

Switch Location _____

E - Exterior Surface **I** - Interior Surface

Compatibility Chart

Switch Configurations:	CD	B24	B120	B240
Model 101A Type Y or Z Class I, Div. 1 or 2 Groups C & D Class II, Groups E, F & G	X			
Models 101B & 101C Type Y or Z Class II, Groups E, F & G	X			
Models 101A, 102, 103 & 104 Type Y or Z Class I, Div. 1 or 2 Groups A, B, C & D		X	X	X

Material Specifications

Pressure Switch

Body & Cover: Cast Aluminum
Electrical Housing Rating: NEMA 3, 7 & 9, (IP 54)
Cover Bolts & Vent Drain Plug: Zinc Plated Steel
Diaphragm & Cover O-Ring: BUNA "N" Nitrile
Contacts: 10G Mica Silver
Calibration Range: 0.07" to 0.15" W.C.

Accessory Kit

Fitting Bodies & Ferrules: 316 Grade Stainless Steel
Fitting Nuts: Molybdenum disulfide coated 316 Stainless Steel
Atmospheric Reference Vent: 316 Grade Stainless Steel
Mounting Hardware: 316 Grade Stainless Steel